

POSITIVE CAREER OUTCOMES REPORT

December 2015 Graduates | 6 months after graduation

77%

of survey respondents reported employment in a position related to their career goals



80%

of survey respondents reported employment in a position related to their major area of study



70%

of survey respondents reported satisfaction (satisfied or very satisfied) with their current occupation



97%

POSITIVE OUTCOMES

Working full- or part-time
Enrolled in continuing education
Serving in Military or as a Volunteer

318

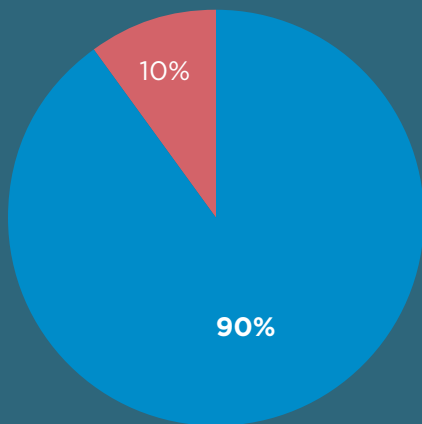
DECEMBER 2015
GRADUATES

184

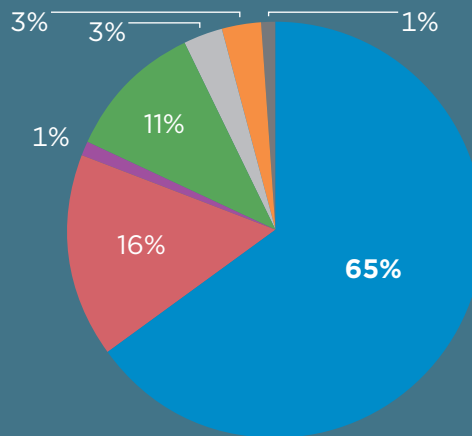
GRADUATES WITH
VERIFIED OUTCOMES
(57% knowledge rate)

PRIMARY STATUS by Degree Level

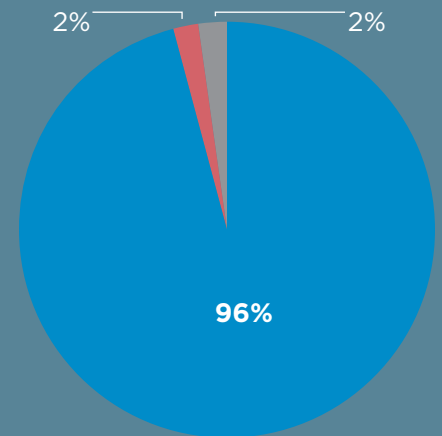
ASSOCIATES DEGREE



BACHELORS DEGREE



MASTERS DEGREE



Working full-time



Working part-time



Enrolling in additional education



Seeking additional education



Engaged in military service



Engaged in volunteer service



Unemployed and seeking employment



Unemployed and not seeking employment

TOP INDUSTRIES



Education

Healthcare



Manufacturing

Retail/Wholesale



Real Estate

Banking

